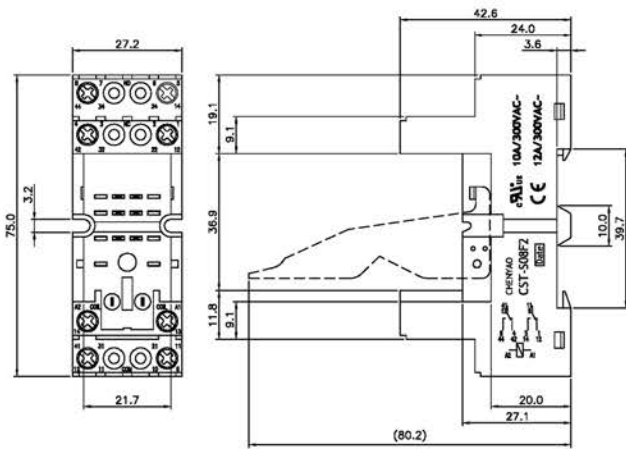
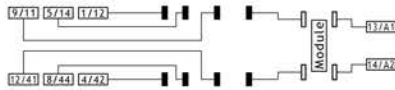


CST-S08F2




UL/CUL No: E306487

Dimensions



Accessories



Main Feature

- Socket with screw terminal.
- No reduction of protection class or creepage/clearance with plastic retainer.
- Easy replacement of relays on a densely packed DIN rail.
- Retainer clip with ejection function for relays of 29, or 35mm height.
- Socket can be used as connector for diagnosis function.
- Sockets and accessories: RoHS compliance (Directive 2002/95/EC).
- Socket with screw-type terminal for DIN-rail mounting.

Specifications

Rated current.....12A
 Rated voltage / max. Switching voltage AC..150/300VAC
 Dielectric strength coil-contact circuit.....2,500V_{rms}
 Clearance / creepage coil-contact circuit.....≥3/4mm
 Material group of insulation parts.....≥ IIIa
Insulation to IEC 60664-1

Type of insulation coil-contact circuit.....basic
 Open contact circuit.....functional
 Rated insulation voltage.....250V
 Pollution degree.....2
 Rated voltage system.....230/400V
 Over voltage category..... III

RoHS Directive 2002/95/EC

Sockets, retainers and marking tag:.....compliant
 Degree of protection DIN 40050.....IP20
 Ambient temperature range.....-25... +70 °C
 Terminals.....screw
 Terminal screw torque acc. IEC 61984.....0.5Nm
 Max.....0.7Nm

Wire cross section

Single wire.....1X4.0mm²
 Fine wire.....2X2.5mm²
 With bootlace crimp (DIN 46228/1).....2X1.5mm²
 Insertion cycles.....A (10)
 Max. Insertion Force total.....100N
 Mounting distance.....0, dense packing
 Weight.....41g
 Packaging unit.....10 pcs.

Order Information

CST - S 08 F2 - □

Special remark	NH (for standard) H (for high insulation)
Insulation levels	F2 (for two levels) F3 (for three levels)
Relay terminals	08 (for 08 terminals relay) 11 (for 11 terminals relay) 14 (for 14 terminals relay)
Contact form	S (for screw type) C (for cage clamp type)
Item	CST