

1 Safety Instructions

1.1 General

- Read the user manual completely and carefully before use.
- *It is part of the product and contains important information for correct use.*
- Keep this user manual.
- *It must be available for uncertainties and passing the product.*
- Do not open the housing.
- Only let a trained electrical engineer do installation, disassembling, maintenance and repairing work.
- Compare the specifications of all used devices to ensure compatibility.
- Do not repair defective products by yourself, but contact the dealer or producer.
- Do not modify or disassemble product nor accessories.
- Avoid stresses such as heat and cold, moisture and direct sunlight, vibration and mechanical pressure.
- Only use in dry ambience.

1.2 Warning levels

NOTICE Warnings against hazards that may result in **material damage** in case of non-observance.

2 Description and Function

2.1 USB 3.1 Adapters

USB 3.1 adapters transfer audio and / or video data from your USB-C™ device to an output device such as HDTV etc. depending on the interface.




2.2 Scope of delivery

USB 3.1 Adapter, User manual

2.3 Operating elements

None.

2.4 Specifications

Article number	38530	38531	38532
Figure			
Connectors	USB-C™ plug, DisplayPort jack	USB-C™ plug, VGA jack	USB-C™ plug, HDMI™ jack
Max. Video resolution	4K (3840 x 2160p) @ 60 Hz (4K)	1920 x 1080p @ 60 Hz	4K (3840 x 2160p) @ 60 Hz (4K)
Data formats	Audio, Video	Video	Audio, Video
Data transfer direction	USB-C™ > DisplayPort	USB-C™ > VGA	USB-C™ > HDMI™
Dimensions	200 x 29.5 x 15 mm		
Weight	18 g		

Tab.3: Specifications

3 Intended Use

We do not permit using the device in other ways like described in chapter Description and Function. Use the product only in dry interior rooms. Not attending to these regulations and safety instructions might cause fatal accidents, injuries, and damages to persons and property.

4 Preparing

- Compare the specifications of all used devices to ensure compatibility.

5 Connecting

- Connect your devices as shown.

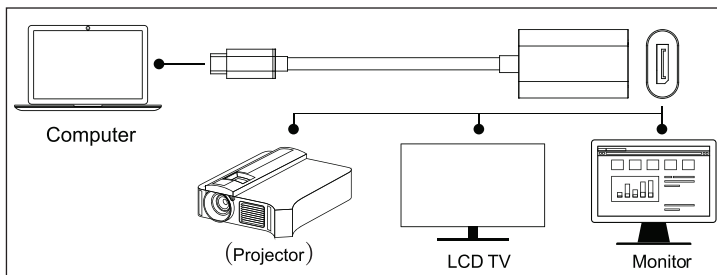


Fig.2: Anschluss

6 Installing

Before, during or after use, there are no operating elements to operate. Before or during use, there is no software necessary to install. Unplugging and reinserting the device can be used to correct errors.

7 Troubleshooting

Error	Remedy
Picture noise / Snow effect	Use higher-quality cables.
No picture / sound	Check the signal source. Select the correct output.
Bad picture quality	Set the screen resolution on the output device manually.

Tab.4: Troubleshooting

8 Maintenance and Cleaning

The products are maintenance-free.

NOTICE

Material damage

- Clean only with a dry, soft cloth.
- Do not use cleaning agents and chemicals.
- Store cool and dry.
- Store the product out the reach of children and in a dry and dust-protected ambience when not in use.
- Keep and use the original packaging for transport.

9 Liability notice

We reserve the right to printing errors and changes to product, packaging or product documentation.

- See our terms of warranty. These are available in their current form under the given contact details.

10 Disposal Notes



According to the European WEEE directive, electrical and electronic equipment must not be disposed with consumers waste. Its components must be recycled or disposed apart from each other. Otherwise contami native and hazardous substances can pollute our environment.

As a consumer, you are committed by law to dispose electrical and electronic devices to the producer, the dealer, or public collecting points at the end of the devices lifetime for free. Particulars are regulated in national right. The symbol on the product, in the user's manual, or at the packaging alludes to these terms. With this kind of waste separation, application, and waste disposal of used devices you achieve an important share to environmental protection.

WEEE No: 82898622

11 EU Declaration of Conformity



With the CE sign, Goobay®, a registered trademark of the Wentronic GmbH ensures, that the product is conformed to the basic European standards and directives.