










ET Soldering tips

Chisel shape



A = Width mm
B = Thickness mm
C = Length mm




Model	A	B	C	PU	Order No.
ET A 	1.6	0.7	34.5	1	4ETA-1
ET B 	2.4	0.8	34.5	1	4ETB-1
ET C 	3.2	0.8	34.5	1	4ETC-1
ET D 	4.6	0.8	34.5	1	4ETD-1
ET DS 	4.6	0.8	34.5	1	4ETDS-1
ET E 	5.6	1.2	34.5	1	4ETE-1




Model	A	B	C	PU	Order No.
4ETHL-1 	0.8	0.4	34.5	1	4ETHL-1
ET L 	2.0	1.0	43.5	1	4ETL-1
ET M 	3.2	1.2	43.5	1	4ETM-1
ET R 	1.6	0.7	34.5	1	4ETR-1
4ETKL-1 	1.2	0.8	44	1	4ETKL-1
4ETSL-1 	0.3		43.5	1	4ETSL-1

Round



A = Width mm
B = Thickness mm
C = Length mm

Model	A	B	C	PU	Order No.
ET AA 	4.6	0.8	34.5	1	4ETAA-1
ET BB 	2.4		34.5	1	4ETBB-1
ET CC 	3.2		34.5	1	4ETCC-1

Model	A	B	C	PU	Order No.
ET CS 	3.2		34.5	1	4ETCS-1
ET F 	1.2		34.5	1	4ETF-1
ET P 	0.8		34.5	1	4ETP-1

Conical

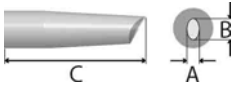


A = Width mm
B = Thickness mm
C = Length mm

Model	A	B	C	PU	Order No.
4ETOL-1	0.8		43.5	1	4ETOL-1



Gullwing (solder deposit tip)



A = Width mm
B = Thickness mm
C = Length mm

Model	A	B	C	PU	Order No.
ET GW	4.3	3	35	1	T005 41 045 99
ET SMD	2.5	1.5	45	1	T005 41 039 99



Model	A	B	C	PU	Order No.
ET SMD	3.8	1.5	45	1	T005 41 040 99



Measuring tip

A = Width mm
B = Thickness mm
C = Length mm

Model	A	B	C	PU	Order No.
ET Measuring tip	0.5		30	1	T005 24 750 99



Model	A	B	C	PU	Order No.
ET-LT Adapter				1	T005 87 207 81

