

## MC type Magnetic Contactors



Frame size			
Type	screws clamp terminals		
Number of poles			
Rated operational voltage, Ue			
Rated insulation voltage, Ui			
Rated frequency			
Rated impulse withstand voltage, Uimp			
Maximum operating rate in operating cycles per hour(AC3)			
Durability	Mechanical		
	Electrical		
Current and power	AC-1, Thermal current	A	
	AC-3	200/240V	kW
		380/440V	kW
			A
		500/550V	kW
		690V	kW
UL rating (50/60Hz)	Continuous current		
	Single phase	110~120V	HP
		220~240V	HP
		200~208V	HP
	Three phase	220~240V	HP
		440~480V	HP
		550~600V	HP
NEMA size			
Size and weight	AC control	Weight	kg
		Size(W × H × D)	mm
	DC control	Weight	kg
		Size(W × H × D)	mm
Auxiliary(standard)			
Auxiliary	Side mount		
	Front mount		

Note) Minimum conduct current of Auxiliary contactor is DC 17V 5mA.

## MT type Thermal Overload Relays



Type	Screws clamp terminals		
Rated operational voltage, Ue			
Rated insulation voltage, Ui			
Rated impulse withstand voltage, Uimp			
Trip class			
Setting range			
Size and weight	Weight	kg	
	Size(W × H × D)	mm	

\* The safety cover of magnetic contactor and thermal overload relay is optional.

18AF				
MC-6a(Q)	MC-9a(Q)	MC-12a(Q)	MC-18a(Q)	
●	●	●	●	
3pole				
690V				
690V				
50/60Hz				
6kV				
1800 operations per hour				
15 mil. operations				
2.5 mil. operations				
25	25	25	32	
2.2	2.5	3.5	4.5	
9	11	13	18	
3	4	5.5	7.5	
7	9	12	18	
3	4	7.5	7.5	
6	7	12	13	
3	4	7.5	7.5	
4	5	9	9	
25	25	25	32	
0.5	0.5	0.75	1	
1.5	1.5	2	3	
2	2	3	5	
3	3	5	7.5	
5	5	7.5	10	
7.5	7.5	10	15	
00	00	0	1	
0.33				
45 × 73.5 × 80.4				
0.4				
45 × 73.5 × 96.6				
<b>1NO or 1NC</b>				
UA-1(Q)				
UA-2(Q), UA-4(Q)				



**22AF**

MC-9b(Q)	MC-12b(Q)	MC-18b(Q)	MC-22b(Q)
●	●	●	●
3pole			
690V			
690V			
50/60Hz			
6kV			
1800 operations per hour			
15 mil. operations			
2.5 mil. operations			
25	25	40	40
2.5	3.5	4.5	5.5
11	13	18	22
4	5.5	7.5	11
9	12	18	22
4	7.5	7.5	15
7	12	13	20
4	7.5	7.5	15
6	9	9	18
25	25	40	40
0.5	0.75	1	2
1.5	2	3	3
2	3	5	7.5
3	5	7.5	10
5	7.5	10	15
7.5	10	15	20
00	00	1	
0.34			
45 × 73.5 × 87.4			
0.41			
45 × 73.5 × 103.6			
<b>1NO1NC</b>			
UA-1(Q)			
UA-2(Q), UA-4(Q)			



**40AF**

MC-32a(Q)	MC-40a(Q)
●	●
3pole	
690V	
1000V	
50/60Hz	
8kV	
1800 operations per hour	
12 mil. operations	
2 mil. operations	
50	60
7.5	11
32	40
15	18.5
32	40
18.5	22
28	32
18.5	22
20	23
50	60
2	3
5	7.5
7.5	15
10	15
20	30
25	30
1P	2
0.4	
45 × 83 × 90	
0.6	
45 × 83 × 117.1	
<b>2NO2NC</b>	
UA-1(Q)	
UA-2(Q), UA-4(Q)	



**65AF**

MC-50a(Q)	MC-65a(Q)
●	●
3pole	
690V	
1000V	
50/60Hz	
8kV	
1800 operations per hour	
12 mil. operations	
2 mil. operations	
70	100
15	18.5
55	65
22	30
50	65
30	33
43	60
30	33
28	35
70	100
3	5
10	15
20	25
25	30
40	50
50	60
0.9	
55 × 106 × 119	
1.2	
55 × 106 × 146.4	
<b>2NO2NC</b>	
UA-1(Q)	
UA-2(Q), UA-4(Q)	



**MT-32/□(Q)**

●
690V
690V
6kV
10A, 20
0.1~40A
0.17
45 × 75 × 90



**MT-32/□(Q)**

●
690V
690V
6kV
10A, 20
0.1~40A
0.17
45 × 75 × 90



**MT-63/□(Q)**

●
690V
690V
6kV
10A, 20
4~65A
0.31/0.33
55 × 81 × 100

## MC type Magnetic Contactors



Frame size			
Type	screws clamp terminals		
Number of poles			
Rated operational voltage, Ue			
Rated insulation voltage, Ui			
Rated frequency			
Rated impulse withstand voltage, Uimp			
Maximum operating rate in operating cycles per hour(AC3)			
Durability	Mechanical		
	Electrical		
Current and power	AC-1, Thermal current	A	
	AC-3	200/240V	kW
		380/440V	kW
			A
		500/550V	kW
		690V	kW
UL rating (50/60Hz)	Continuous current		
	Single phase	110~120V	HP
		220~240V	HP
		200~208V	HP
	Three phase	220~240V	HP
		440~480V	HP
550~600V		HP	
Size and weight	AC control	Weight	kg
	DC control	Weight	kg
		Size(W × H × D)	mm
		Size(W × H × D)	mm
Auxiliary(standard)			
Auxiliary	Side mount		
	Front mount		

Note) Minimum conduct current of Auxiliary contactor is DC 17V 5mA.

## MT type Thermal Overload Relays



Type	Screws clamp terminals		
Rated operational voltage, Ue			
Rated insulation voltage, Ui			
Rated impulse withstand voltage, Uimp			
Trip class			
Setting range			
Size and weight	Weight	kg	
	Size(W × H × D)	mm	

\* The safety cover of magnetic contactor and thermal overload relay is optional.

150AF		
MC-100a(Q)	MC-130a(Q)	MC-150a(Q)
	●	●
	3pole	
	690V	
	1000V	
	50/60Hz	
	8kV	
	1200 operations per hour	
	5 mil. operations	
	1 mil. operations	
160	160	210
30	37	45
105	130	150
55	60	75
105	130	150
55	60	70
85	90	100
55	55	55
65	60	60
160	160	210
10	10	15
20	20	25
30	40	40
40	40	50
75	75	100
75	75	75
		3, 4
	2.4	
	95 × 158 × 130.3	
UA-1(Q)		
UA-2(Q), UA-4(Q)		



### 225AF

MC-185a(Q)	MC-225a(Q)
●	●
3pole	
690V	
1000V	
50/60Hz	
8kV	
1200 operations per hour	
5 mil. operations	
1 mil. operations	
230	275
55	75
185	225
90	132
185	225
110	132
180	200
110	140
120	150
230	275
15	15
30	40
60	60
60	75
125	150
125	150

5.4  
138 × 203 × 185.1

### 2NO2NC

AU-100, AU-100E (Max.4NO4NC)



### MT-225/□(Q)

●  
690V  
690V  
6kV  
10A, 20  
65~240A

2.5

147 × 141 × 184



### 400AF

MC-265a(Q)	MC-330a(Q)	MC-400a(Q)
●	●	●
3pole		
690V		
1000V		
50/60Hz		
8kV		
1200 operations per hour		
5 mil. operations		
1 mil. operations		2.5 mil. operations
1 mil. operations		0.5 mil. operations
300	350	450
80	90	125
265	330	400
147	160	200
265	330	400
147	160	225
225	280	350
160	200	250
185	225	300
300	350	450
-	-	-
-	-	-
75	100	125
100	125	150
200	250	300
200	250	300
5		

9.2  
163 × 243 × 204.4

### 2NO2NC

AU-100, AU-100E (Max.4NO4NC)



### MT-400/□(Q)

●  
690V  
690V  
6kV  
10A, 20  
85~400A

2.6

151 × 171 × 198



### 800AF

MC-500a(Q)	MC-630a(Q)	MC-800a(Q)
●	●	●
3pole		
690V		
1000V		
50/60Hz		
8kV		
1200 operations per hour		
2.5 mil. operations		
0.5 mil. operations		
580	660	900
147	190	220
500	630	800
265	330	440
500	630	800
265	330	500
400	500	720
300	400	500
380	420	630
580	660	900
-	-	-
-	-	-
150	200	200
200	250	300
400	500	600
400	500	600
6		7

22.4  
285 × 312 × 245.3

### 2NO2NC

AU-100, AU-100E (Max.4NO4NC)



### MT-800/□(Q)

●  
690V  
690V  
6kV  
10A, 20  
200~800A

11.5

360 × 530 × 212

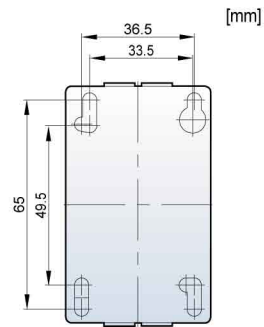
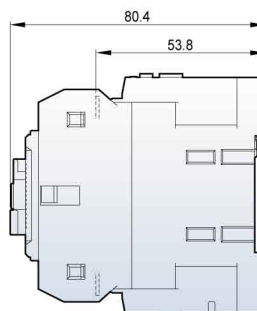
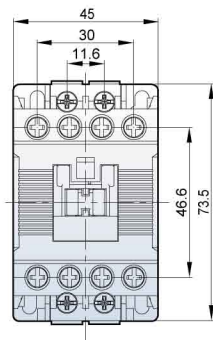
# 3-pole contactors dimension (18AF/22AF)

For Nuclear power plant

Metasol

MC-6a(Q) ~ 18a(Q) AC

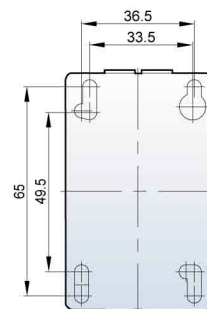
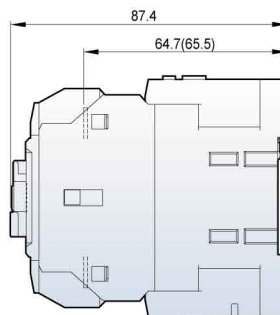
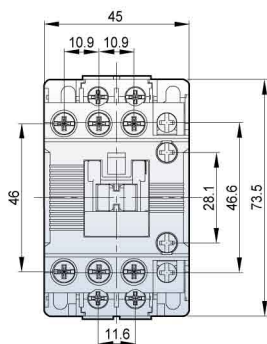
1NO or 1NC



0.3kg

MC-9b(Q) ~ 22b(Q) AC

1NO1NC



0.3kg

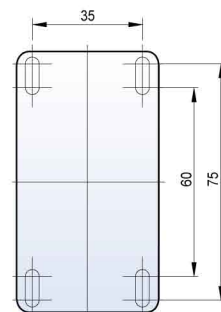
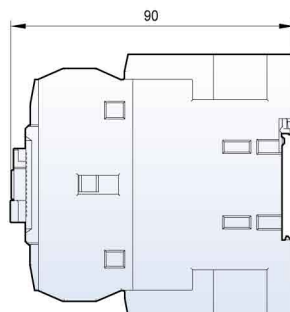
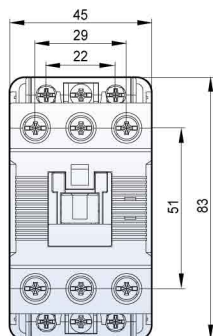
\* ( ) MC-18b, 22b

# 3-pole contactors dimension (40AF)

For Nuclear power plant

Metasol

MC-32a(Q) ~ 40a(Q) AC

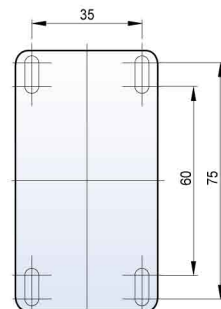
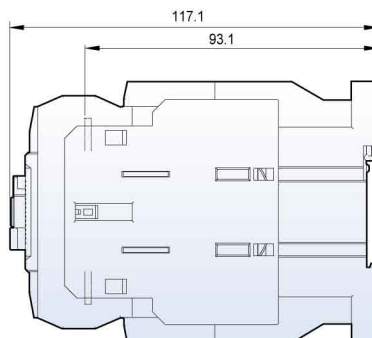
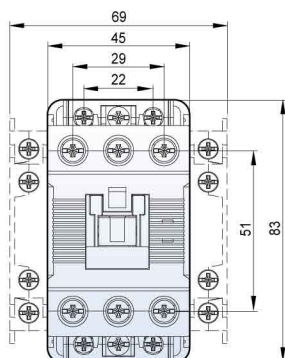


[mm]

0.4kg

MC-32a(Q) ~ 40a(Q) AC

2NO2NC



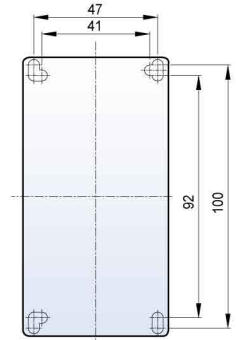
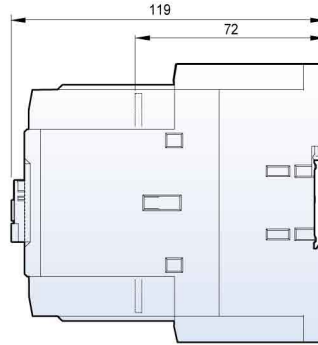
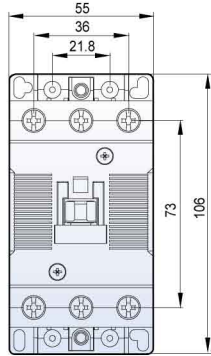
0.8kg

# 3-pole contactors dimension (65AF)

For Nuclear power plant

Metasol

MC-50a(Q) ~ 65a(Q) AC

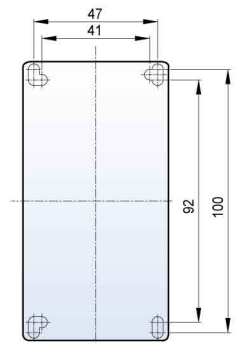
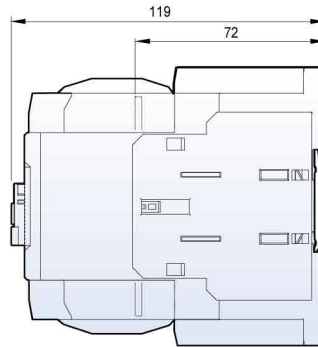
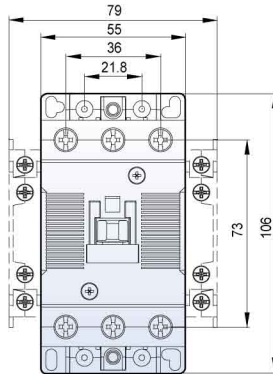


[mm]

0.9kg

MC-50a(Q) ~ 65a(Q) AC

2NO2NC



1kg

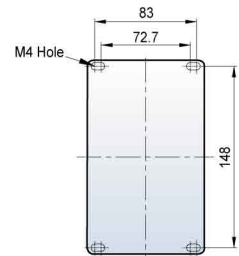
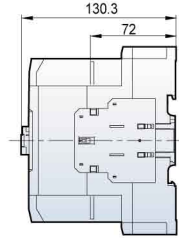
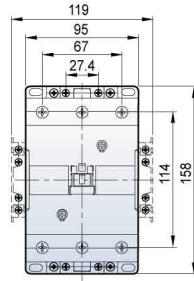


# 3-pole contactors dimension (150AF~800AF)

For Nuclear power plant

Metasol

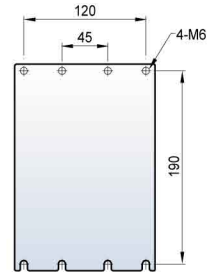
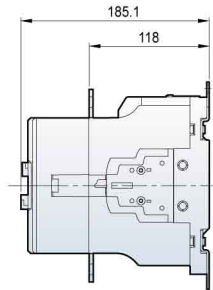
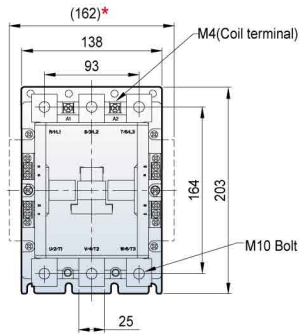
- MC-100a(Q)
- MC-130a(Q)
- MC-150a(Q)



[mm]

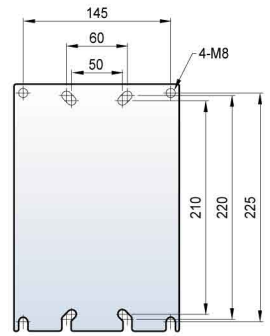
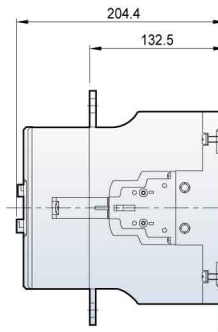
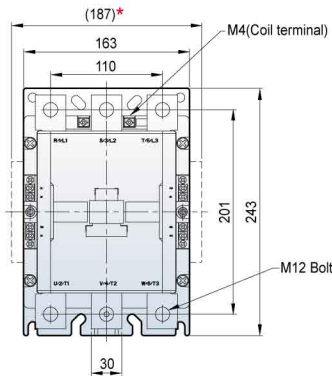
2.4kg

- MC-185a(Q)
- MC-225a(Q)



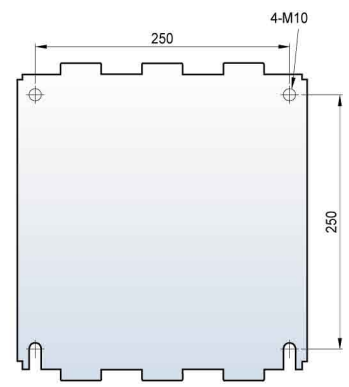
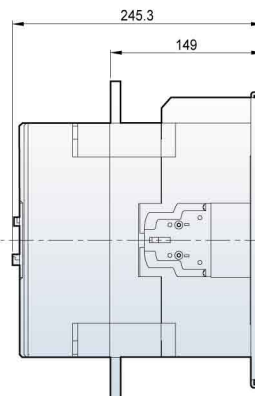
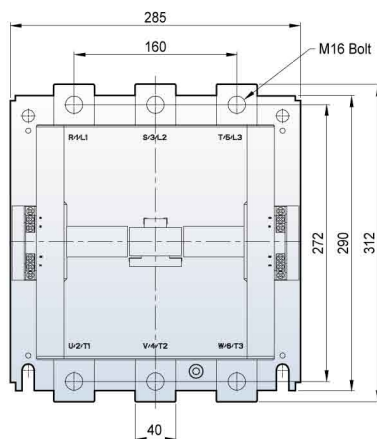
5.4kg

- MC-265a(Q)
- MC-330a(Q)
- MC-400a(Q)



9.2kg

- MC-500a(Q)
- MC-630a(Q)
- MC-800a(Q)



22.4kg

\* Optional auxiliary contact unit ( side mount type )