

D SERIES

6.0x6.0 Through Hole Type Tact Switch



HOW TO ORDER

Serial Number	Switch Height	Operating Force	Stem Color	Internal Dot Mark
01=Standard	043=4.3mm	A=90gf B=180gf	B=Black	□=Standard Life time
02=With Earth Terminal	050=5.0mm	C=250gf D=70gf	W=White	1=High Lifetime
	055=5.5mm	E=130gf J=160gf	R=Red	2=Brass Cover
	060=6.0mm	F=210gf G=320gf	N=Brown	3=High Lifetime & Brass Cover
	065=6.5mm	H=400gf		4=PET Cover
	070=7.0mm			5=High Lifetime & PET Cover
	G73=7.3mm			

Features

- Snap-in type, which can be directly mounted on PC board.
- Some of output terminals can be also used as jumper leads, thus making circuit design easy.
- Available with anti-ESD ground terminal.
- Standard knobs are available.

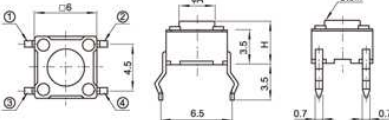
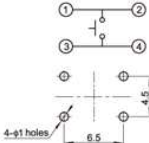
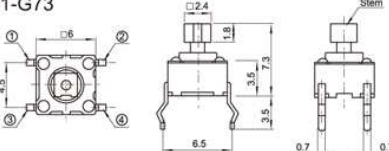
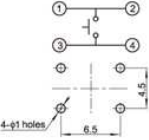
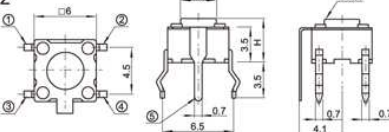
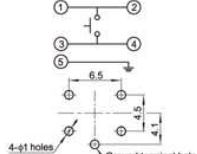
Applications

- Operating switches in all types of electronic equipment such as audio devices, office devices, communication devices, measuring instruments, TVs, video recorders, automotive sets, etc.

Specification

Items	Standard
Operating temperature range	-30°C to +85°C
Electrical performance	Rating 50mA, 12V DC
	Insulation resistance 100MW min. 100V DC
	Dielectric strength 250V AC for 1 min.
	Contact resistance 100mW max.
Durability	Lifetime A:D:300,000 Cycles B:E:J:F:C:100,000 Cycles G:H:50,000 Cycles
Mechanical performance	Operating force A:90gf D:70gf B:180gf E:130gf J:160gf F:210gf G:320gf H:400gf C:250gf
	Travel 0.25 ± 0.1mm

Diagram

No.	Dimensions	Circuit Diagram Pad Layout															
1	<p>● TVDP01</p> 	<table><tr><th>H</th><th>A</th></tr><tr><td>4.3</td><td>3.5</td></tr><tr><td>5</td><td>3.5</td></tr><tr><td>7</td><td>3.3</td></tr><tr><td>9.5</td><td>3</td></tr><tr><td>13</td><td>3</td></tr><tr><td>17</td><td>3</td></tr></table>	H	A	4.3	3.5	5	3.5	7	3.3	9.5	3	13	3	17	3	
		H	A														
4.3	3.5																
5	3.5																
7	3.3																
9.5	3																
13	3																
17	3																
2	<p>● TVDP01-G73</p> 	<table><tr><th>H</th><th>A</th></tr><tr><td>4.3</td><td>3.5</td></tr><tr><td>5</td><td>3.5</td></tr><tr><td>7</td><td>3.3</td></tr><tr><td>9.5</td><td>3</td></tr></table>	H	A	4.3	3.5	5	3.5	7	3.3	9.5	3					
		H	A														
4.3	3.5																
5	3.5																
7	3.3																
9.5	3																
3	<p>● TVDP02</p> 	<table><tr><th>H</th><th>A</th></tr><tr><td>4.3</td><td>3.5</td></tr><tr><td>5</td><td>3.5</td></tr><tr><td>7</td><td>3.3</td></tr><tr><td>9.5</td><td>3</td></tr></table>	H	A	4.3	3.5	5	3.5	7	3.3	9.5	3					
		H	A														
4.3	3.5																
5	3.5																
7	3.3																
9.5	3																